


S.M.S.L®



Made in China

<http://smsl-audio.com/>

S.M.S.L®

A2

Manual

S.M.S.L A2

前言

感谢您选用本公司生产的A2!

为了使您尽快轻松自如地操作您的产品,我们随机配备了内容详尽的用户手册,您可以获取有关产品介绍、使用方法等方面的知识。使用您的产品之前,请仔细阅读我们随机提供的所有资料,以便您能更好地使用该产品。在编写本手册时我们非常认真和严谨,希望能给您提供完备可靠的信息,然而难免有错误和疏漏之处,请您给予谅解并由衷地欢迎您批评和指正。如果您在使用该产品的过程中发现什么问题,请及时拨打我们的服务热线,感谢您的支持和合作!

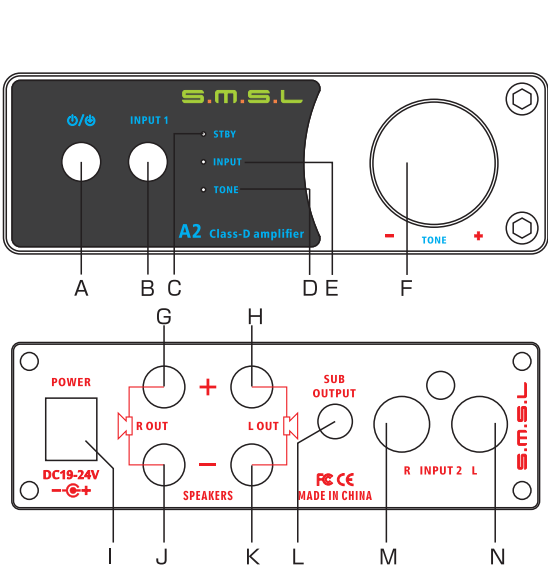
S.M.S.L A2

注意事项

为了减少发生火灾或触电的危险,请勿让本装置淋湿或者受潮。不要把机器安装在诸如书橱或者壁橱等狭隘不通风的地方。为了防火灾,请勿让报纸,桌布,窗帘等盖住装置的通风孔。不可在装置上点放蜡烛和蚊香。为了防止火灾或者触电,不可在装置上摆装饰花瓶或满装液体的物体。有触电危险严禁拆开。装置出现故障时,维修请咨询专业人士。为了您的安全,严禁拆开装置外壳防止触电。仅限室内使用。如遇不正常现象出现时,应立即停止使用本机。如冒烟、声音异常或异味等。当您发现任何异常,请立即切断电源开关机拔掉电源插头

S.M.S.L A2

硬件介绍



A:功能按键
B:3.5mm模拟输入
C:待机指示灯
D:高低音调节指示灯
E:输入源指示灯
F:音量调节/高低音调节切换
G:右声道输出正端
H:左声道输出正端
I:电源输入接口
J:右声道输出负端
K:左声道输出负端
L:超低音输出
M:RCA模拟右声道输入
N:RCA模拟左声道输入

S.M.S.L A2

主要部件功能介绍

A:功能按键
(1).长按开关机
(2).短按为输入源切换(INPUT 1,2之间切换)
D:高低音调节指示灯
(1).a.短按F键(音量调节/高低音切换);
b.TONE指示灯红色显示时为低音调节;
c.TONE指示灯蓝色显示时为高音调节;
d.TONE指示灯显示粉红色时为高低音已调节;
(2).长按F键清除高低音设定,TONE指示灯不亮
F:音量调节/高低音调节切换
☆顺时针为音量增大,逆时针为音量减小。

S.M.S.L A2

技术参数

- 标准功率: 40W x 2(4欧)
- 频率响应: 20Hz-20KHz(±3dB)
- 总谐波失真: 0.05%
- 通道分离: 90dB(1KHz)
- 通道差异: 0.2dB
- 输入灵敏度: 400mV
- 信噪比: 90dB
- 电源适配器: DC19V

S.M.S.L A2

保修条款

- 一、服务期限
深圳市双木三林电子有限公司承诺产品的良好品质,产品自售出之日起7天内正常使用情况下出现故障,客户可以选择退货或者保修(不影响二次销售才可以退货)。正常使用一年内出现故障可以免费保修。
- 二、购买日期以销售商开出的购机发票或收据日期为准,网购可以以交易截图为准。
- 三、有以下情况都不能享受“三包”服务
(1).一切人为因素损坏,包括非正常工作环境下使用或不按照说明书使用;
(2).用户私自拆机、改装、维修;
(3).使用非指定或许可的配件造成损坏的;
(4).使用非标配的电源适配器造成损坏的;
(5).不能出示有效购机凭证;
(6).不属于本公司产品;
- 四、保修方式为送修
此条款仅适用于中国大陆,其他地区请参考当地销售代理商的规定和国家法规。

S.M.S.L A2

Foreword

Thank you for choosing this company A2 headphone amplifier! In order to ease the operation you as soon as your product, we were equipped with internal.Yung detailed user manual, you can get information about the product introduction, the use of peer. Surface knowledge. Before using your product, please read carefully as we have supplied.Data so you can make better use of the product. In the preparation of this manual we non-Often serious and rigorous, we hope to provide you with complete and reliable information, but it is inevitable.Errors and omissions, please give your understanding and sincerely welcome your criticism and correction.If you find any problems in the process of using the product, please call usService hotline, thank you for your support and cooperation!

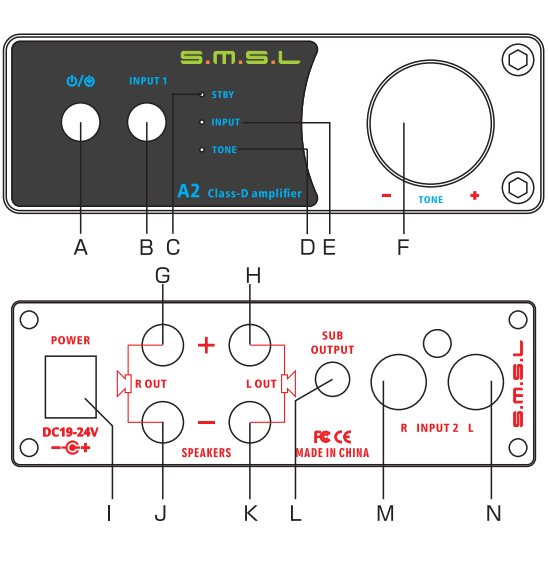
S.M.S.L A2

Precautions

To reduce the risk of fire or electric shock, do not expose the unit to get wet or damp.
Do not install the machina on a narrow stuffiness place such as bookcase or closet .
To prevent fire, do not let the vents newspapers, tablecloths, curtains, etc. to cover the device.
And do not place l ighted candles on the apparatus and mosquito coi ls.
Install this system so that you can immediately unplug the AC power cord from the wal l outlet when a failure occurs.
Risk of electric shock Do not disassemble.
Please do not heat battery,sunshine beat it or close to file etc.
No internal repair parts, please consult a qual ified repair person.
To prevent electric shock Do not disassemble the case, please consult a qualified repair person.
Indoor use only.

S.M.S.L A2

Parts names



A:Function keys
B:3.5mm analog input
C: Standby LED
D:TONE LED
E:INPUTLED
F:Volume control/ High bass Switch
G:Right speaker output +
H:Left speak output+
I: Power Input
J:Right speaker output -
K:Left speaker output-
L: Subwoofer Output
M:RCA Analog right channel input
N:RCA Left channel analog input

S.M.S.L A2

Operation

- A. Function keys
(1). Short press for audio source selection. (INPUT 1,2 Switching)
(2). Long press means turn ON or OFF.
- D.TONE LED
(1). a.Short press F (volume control / TONE control).
b.Red means bass has changed.
c.Blue means Treble has changed.
d.pink means are changed treble and bass.
(2). Long Press F key to clear TONE setting, TONE LED is off.
- F.Volume control/TONE control
☆Clockwise to increase volume or counter TONE volume clockwise to decrease the volume.

S.M.S.L A2

Specifications

- Standard power: 40W x 2(4 OHM)
- Frequency response: 20 Hz-20KHz(±3dB)
- THD+N: 0.05%
- Channel separation: 90dB(1KHz)
- Channel difference: 0.2dB
- Inout sensitivity: 400mv
- SNR: 90dB
- Power Adapter: DC19V

S.M.S.L A2

Warranty terms

- (1). The term of service
Shenzhen ShuangMuSanlinElectronics Co.,LTD promise good quality products.if product is defective unit by normal use within 7 days after purchasing. the customer can choose to return or repair warranty (does not affecting the secondary sales after they return) Faulty for free within one year warranty normal use.
- (2). Date of purchase is in accordance with invoice date or receipt date issued by seller, online shopping can cut trade shots.
- (3). Following situation can not enjoy "ThreeGuarantees" service:
a. All damagesby human factors, including use it under non-normal workingenvironmentthe and not follow manual instructions.
b. User privately disassemble, modification, maintenance;
c. Use non-designated or approved accessories cause damage;
d. damage caused use the non standard power adapter ;
e. Can not provide a valid purchasing prove;
f. Not belong to SMSL products.
- (4). How to warranty
This terms only suitable for china mainland , other region please refer to the policy of the local sales agents and national regulations.

S.M.S.L A2

S.M.S.L A2